

# AFIDA SA6000-0

## Advanced Fuel Ignition Delay Analyser

IP 617; Pr EN 17155; ASTM DXXXX; EN 590 5.7.4

Correlates with ASTM D613; EN ISO 5165 & DIN 51773

---

- Indicated Cetane Number by CVCC
- Highly automated with auto sampler
- Primary Reference Fuel Calibration
- No bias correction to engine values
- Excellent precision to minimise giveaway
- Easy to use, suitable for 24/7 operation
- Load and go



---

Middle Distillates • Biodiesel • FAME • Jet A1 • HVO • XTL



AFIDA is a revolutionary development providing fully automated determination of the Indicated Cetane Number (ICN) of diesel and diesel related fuels.

The analyser incorporates a unique and patented high pressure injection system that generates fine fuel droplets similar to modern common rail injectors in most diesel engines.

A temperature controlled piezo electric injector provides rapid switching and highly repeatable fuel metering, offering improved performance and consistency when compared with solenoid controlled injectors and pintle type nozzles.

The analyser provides very fast, efficient and calibrated ICN determinations, tests are fully automated via an integral 36 position carousel and auto sampler.

## Features

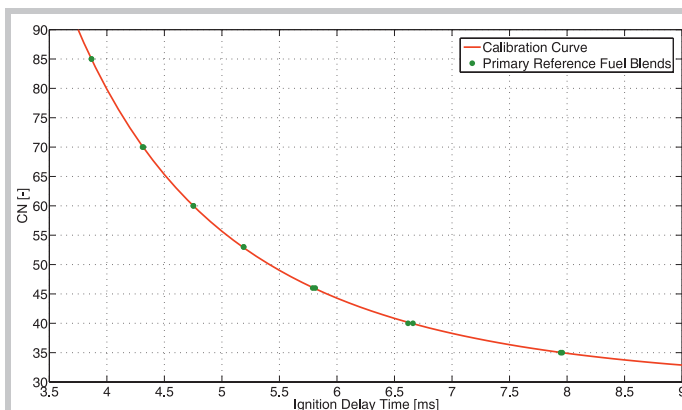
- Excellent correlation to ASTM D613, EN ISO 5165 & DIN 51773
- Integral 36 place carousel and auto sampler
- Calibrated with industry approved PRFs
- Fully automated measurement
- Small sample volumes (approx 40 ml/analysis including flushing)
- Short analysis time of approximately 25 minutes per sample
- Precise and reproducible software controlled determination of ICN
- Advanced electronically controlled high pressure fuel injection system with piezo electric injector
- Safe operation - integral safety monitoring functions
- Results saved to PC or for download
- Proven calibration stability - minimising downtime (see figure 3)
- Uninterruptable power supply to maintain cooling in the event of power failure



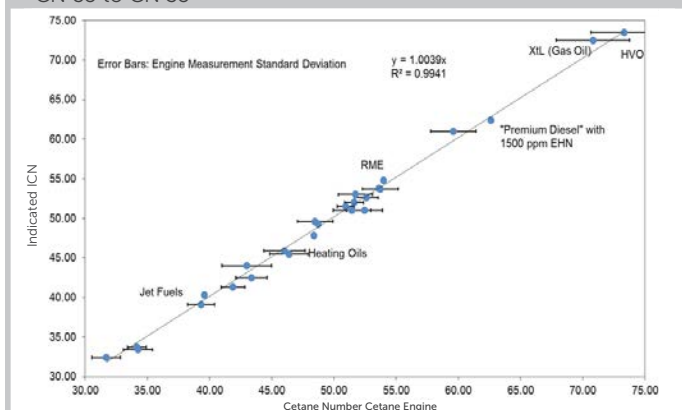
› Sample Carousel



› Piezo Electric Injector



› Figure 1: Calibration with 7 PRF blends covering measurement range CN 85 to CN 35



› Figure 2: ICN correlation to Cetane Engine

## New Generation AFIDA Technology

### Direct correlation to ASTM D613 (ISO 5165) engine tests

The traditional Cetane Engine methods establish an ignition delay period for the test fuel which is referenced to a primary reference fuel scale.

Existing Constant Volume Combustion Chamber (CVCC) technology provide a Derived Cetane Number (DCN) result based on a historical averaged correlation equation applied to the ignition delay of the fuel sample.

The new generation AFIDA technology is a significant step forward as it uses the same Primary Reference Fuels as specified in the Cetane Engine method to provide a calibrated Cetane Number measurement (see figure 1). This approach eliminates the need for temperature tuning and uses fixed test conditions.

### Standardisation by CEN, ASTM and the Energy Institute

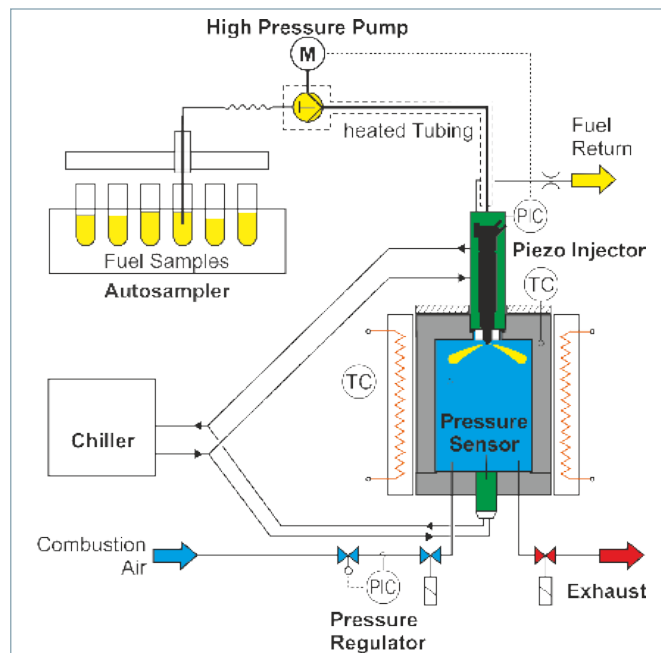
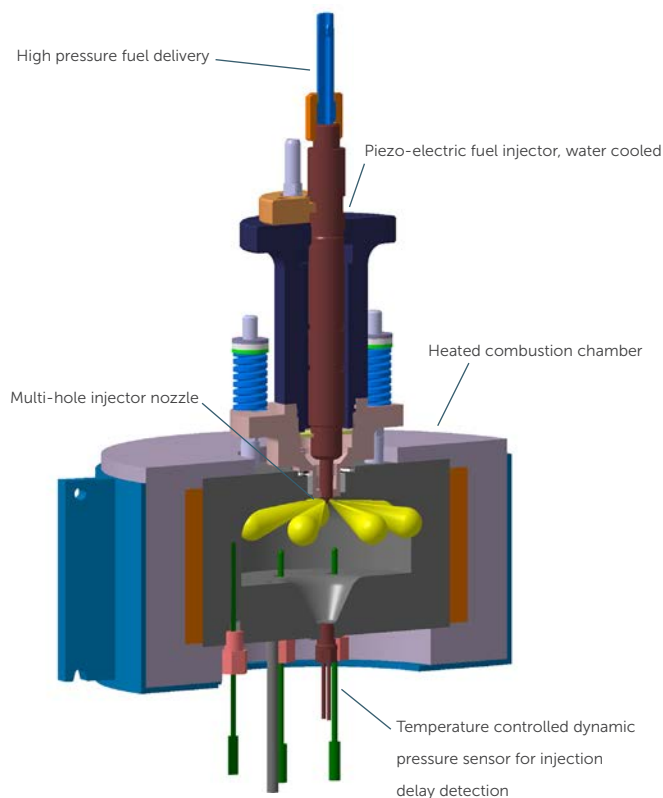
An EI inter-laboratory study was successfully completed with excellent precision and concluded no bias correction to ASTM D613 (cetane engine).

Following this work IP 617 is now published and suitable for use in accordance with EN 590 5.7.4.

CEN has issued Pr EN 17155 and ASTM DXXXX is under development.

## Operating Sequence

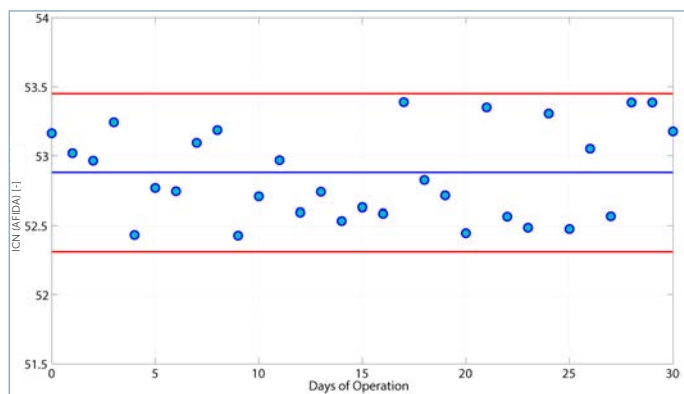
- Prior to the analysis each sample is filtered by the operator using a 0.45  $\mu\text{m}$  filter
- Software controlled auto sampler selects the sample to be analysed
- System is cleaned automatically with the selected sample
- High pressure pump generates the injection pressure, while the heating tubes keep the fuel at a constant temperature
- Test sample is injected into the pressurised combustion chamber
- Nebulized fuel ignites spontaneously and leads to a pressure increase, see figure 4
- The pressure variation curve is recorded at high resolution by a dynamic pressure sensor
- ICN is read directly from the calibration curve, see figure 1



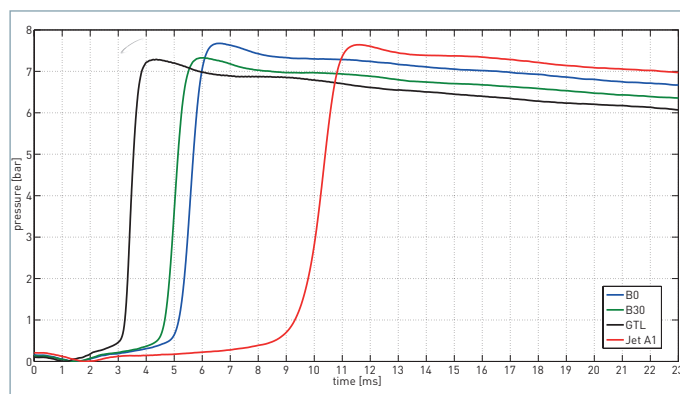
## Features of the Chamber and Injector

- Fuel reservoir maintains high fuel pressure during injection
- Piezo-electric fuel injector as used in modern passenger cars' diesel engines
- Water-cooled injector jacket maintains constant fuel temperature during operation
- Effective nozzle tip cooling to avoid fuel degradation due to high temperatures
- Large internal chamber diameter to prevent any fuel impingement
- Real internal chamber temperature measurement
- Pressure transmitter connection free of acoustic oscillation

View a demo video: [www.stanhope-seta.co.uk/product.asp?ID=50618bShowDetail=true](http://www.stanhope-seta.co.uk/product.asp?ID=50618bShowDetail=true)



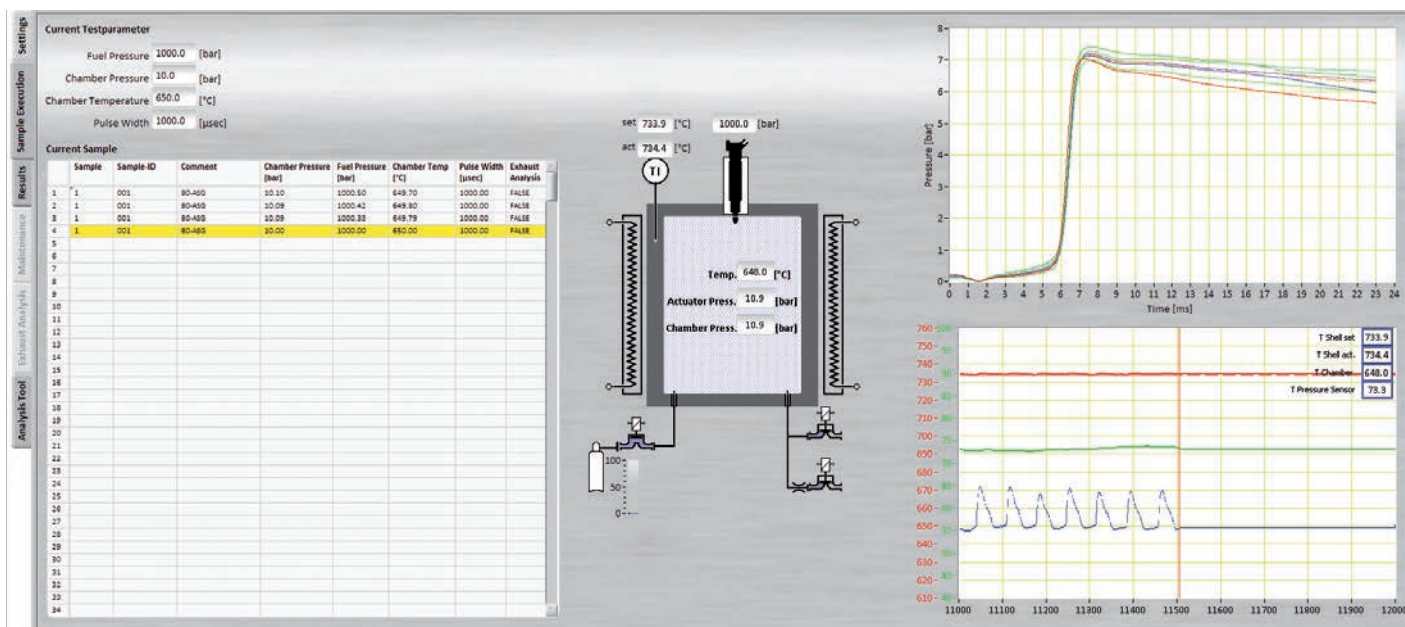
› Figure 3: ICN variation during operation time



› Figure 4: Pressure variation curves of four different fuels (B0, B30, GTL and Jet A1)

## Software

AFIDA is controlled via a PC with user friendly 'LabView' operating software. After selecting 'start' all sample analysis is fully automatic and needs no user intervention. Measurement conditions and a detailed report of results are stored in separate text-files for each sample. A complete overview of ICN results of the test sequence is saved.



## Technical Specification AFIDA SA6000-0

### Operation

Measurement	Chamber temperature: 580°C
Conditions	Chamber pressure: 17.5 bar Injection pressure: 1000 bar Compressed air (20.9 ± 0.5 % O <sub>2</sub> )
Sample volume	approx. 40 ml for analysis and cleaning
Warm-up time	approx. 45 min
Analysis time	approx. 25 min per sample
Range for ICN	35 - 85 in standard mode
Carousel capacity	36 samples

### Reporting

Software	LabView-based program with test export
Test parameters	All measurement values are stored in the data file
Reports	Detailed report of test results, date and time, operator name and calibration date

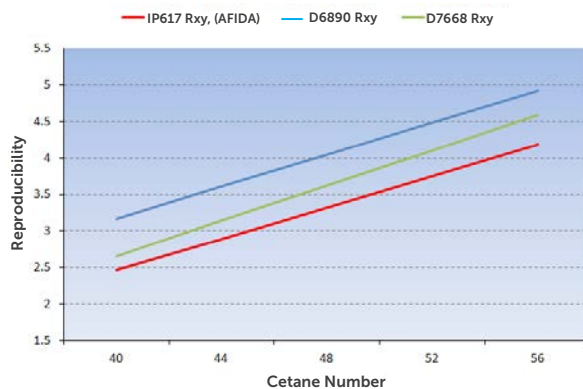
### Safety

External cooling	Backup power supply and liquid level sensor
Waste	Liquid level sensor
Various	Programmable Logic Controller (PLC) based

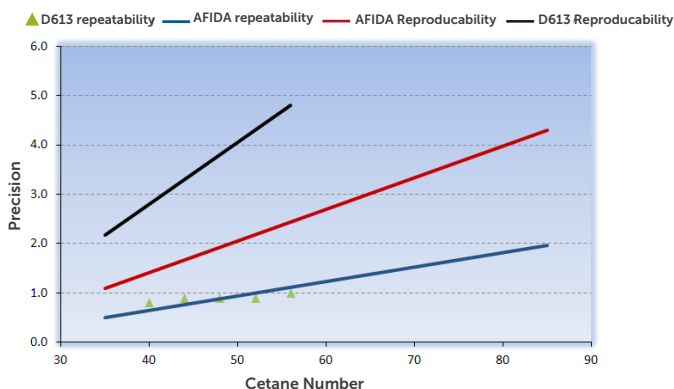
### Requirements

Operating requirements	Ambient temperature: 10°C to 35°C (recommended 15°C to 25°C) Humidity: up to 80% non-condensing
Size (WxHxD)	1300mm x 800mm x 600mm
Weight	Approx 100kg (excluding platform)

## Best cross method Reproducibility to ASTM D613



## Minimise giveaway - precision comparison



\*Manufactured under licence from ASG Analytik-Service Gesellschaft mbH